



 **LOWARA**

GVFL Series

Variable Speed Booster (Single VFD)

VARISPEED BOOSTER SYSTEMS




Xylem is a leading water technology company committed to solving the world's water, wastewater, and energy needs by creating innovative and smart technology solutions. Their technological strength across the life cycle of water is second-to-none, from collection and distribution to reuse and return to nature. **Xylem's** highly efficient water technologies, pumps, and application solutions promote sustainability by using less energy and reducing life-cycle costs.



Ensavior is proudly associated as Channel partner with Xylem water Solutions. Our experienced team is equipped with the technical know-how to provide comprehensive support and product demonstrations to meet all your water, wastewater, and energy needs. Whether you have questions or require complete technical support, **Ensavior** is here to assist you every step of the way. Join forces with **Ensavior** and **Xylem** Water Solutions to create a sustainable future today!"

GVFL Series

Features



Robust design

Complete system is factory fitted and tested with high efficient stainless steel pump



Flexible solution

Variety of pump options available to suit all range of solutions



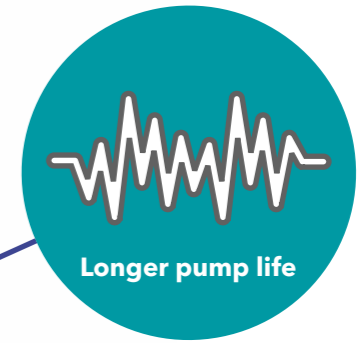
Soft start and stop

No water hammer in the taps = comfort and increased lifetime of the equipment



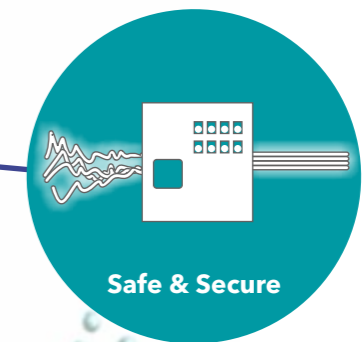
Silent

Not operating at full speed most of the time reduce the noise significantly



Longer pump life

Automatic alteration of VFD ensures the equal runtime hour of each pump



Safe & Secure

System is protected for dry run and motor overload and there is a manual by-pass in case of VFD failure

The Xylem GVFL booster system is an intelligent pump system that provides maximum value, proven reliability, superior energy efficiency and better system protection. In addition, the booster station maintains the constant pressure even with the changing system demand. The GVFL booster set range consist of two to three pumps that are assembled with all other required components; just a connection to water and electricity is required.

Hotels



Airports



Schools



Applications

Drinking, washing, flushing or taking a shower; a comfortable life at hotels, airports, high rise buildings, hospitals, schools, industrial premises and camp sites depends on a constant, stable water pressure. The need is precise in flow and pressure, but the reality is different with fluctuating incoming pressure and ever changing needs. The solution is a clever system that maintain the pressure and flow at all outlets, so you can enjoy your shower also when flushing the toilet starts.

Offices



Sports Facilities



Residential Buildings



Malls



Industries



Hospitals



Find your own GVFL solution



eSV

High level of performance, high efficiency, stainless steel technology and wide range of vertical multistage pump enables many booster system combinations for any application. Thanks to their simple maintenance, the mechanical seal can be replaced very quickly without removing the electric motor.

Flow up to: 160m³/hr.
Head up to: 140 mt.



eHM

Horizontal multistage pump in stainless steel with best-in class efficiency and IE3 motors mean the lowest possible operating costs. Thick sheet metal casing, high-quality bearings and stainless steel guarantees a long service life and silent operation.
Flow up to: 29m³/hr.
Head up to: 120 mt.

High tech pumps with high efficiency motors give variable speed booster systems the highest level of quality. The booster set is complete with pumps, baseplate, valves, pressure gauge and a control panel. GVFL booster is available with the following pump types: multistage pumps eSV and eHM, and submersible pumps Scuba and GS 4".



Scuba

5" close coupled submersible well pump. By using FDA approved materials, it's well suited to use in potable water applications. It can be installed horizontally thanks to the robust design. The Scuba has a self-cooling design enabling it to operate non-submerged.

Flow up to: 7.5m³/hr.
Head up to: 80mt.



GS 4"

4" borehole pump with high sand handling capabilities, NEMA standard motors and integrated non-return valve.

Flow up to: 15m³/hr.
Head up to: 120mt.

GET IN TOUCH



Ensavior Technologies Pvt. Ltd



Plot No. 17A, Block A, Sector 19, Dwarka,
New Delhi-110075, INDIA



+91- 9658 373 373
+91- 11- 47350382



info@ensavior.com
www.ensavior.com

Branch Offices: Bengaluru | Kolkata | Mumbai | Singapore

CIN: U72900DL2011PTC222724